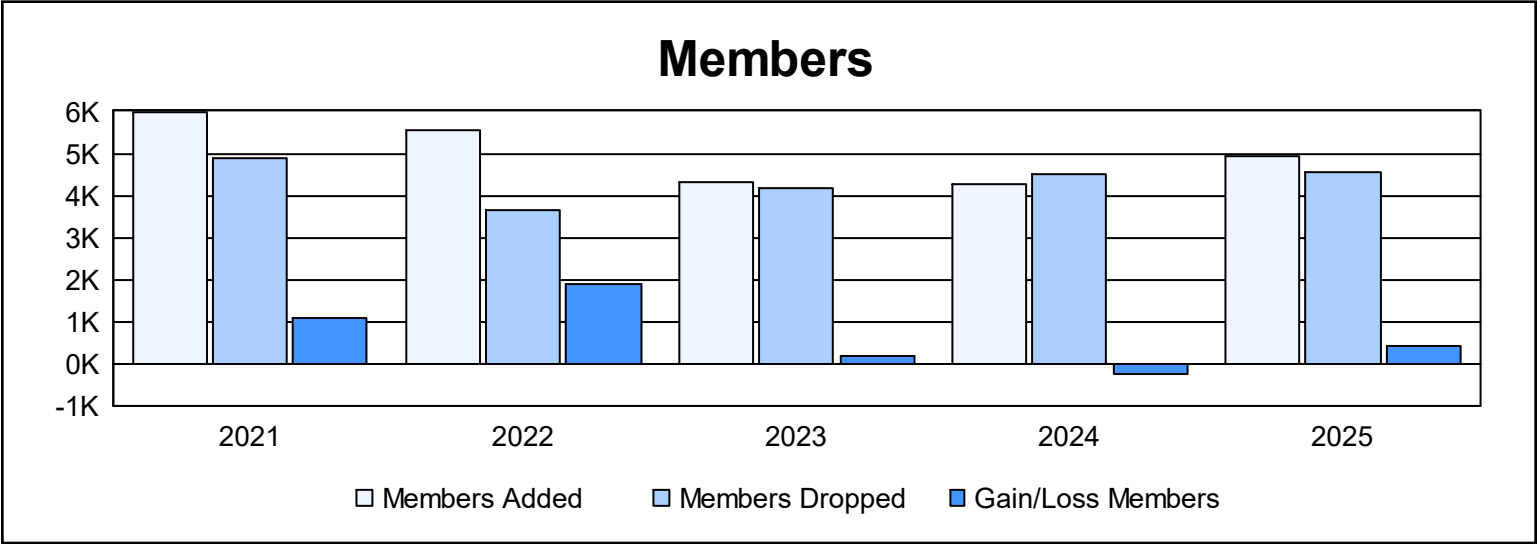
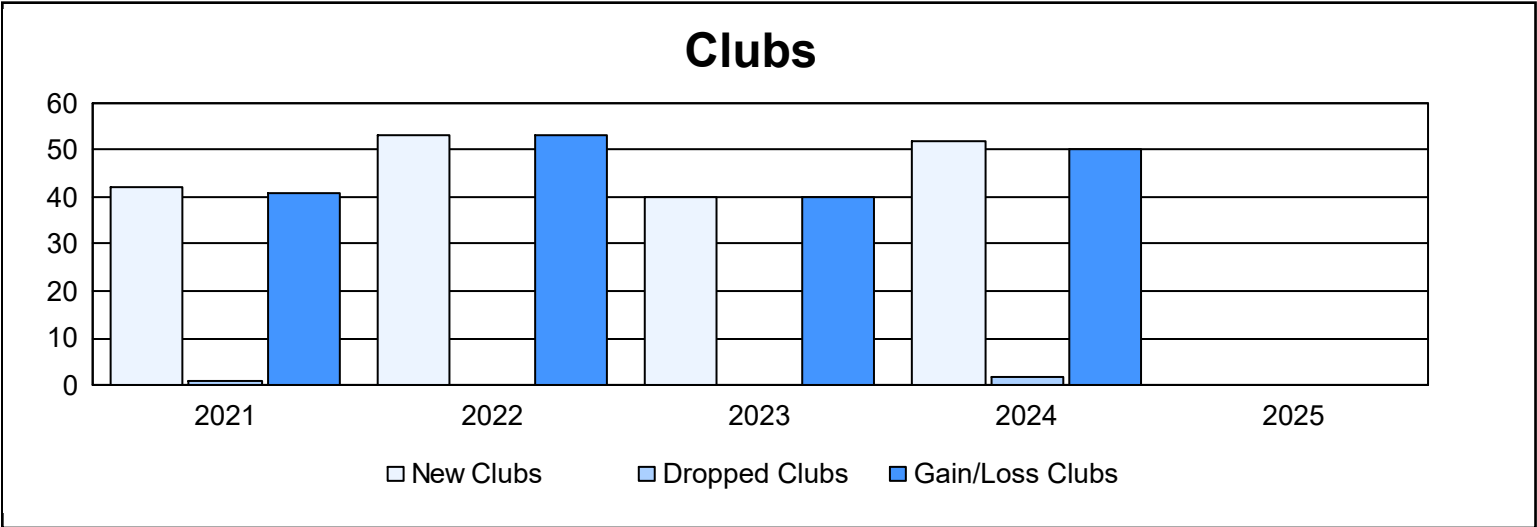
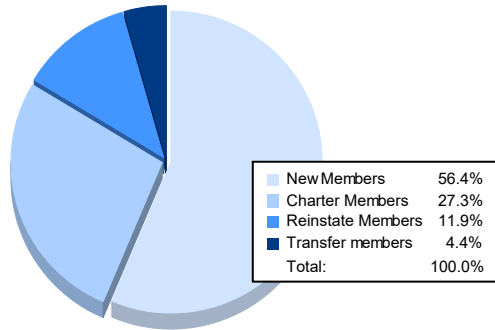


Year	New Clubs	Dropped Clubs	Gain/ Loss Clubs	New Members	Charter Members	Reinstate Members	Transfer Members	Total Member Added	Total Members Dropped	Gain/ Loss Members
2020-2021	42	1	41	3,743	1,193	843	196	5,975	4,873	1,102
2021-2022	53	0	53	3,364	1,750	284	135	5,533	3,643	1,890
2022-2023	40	0	40	2,517	1,131	527	151	4,326	4,151	175
2023-2024	52	2	50	2,668	1,206	210	166	4,250	4,479	-229
2024-2025				2,784	1,348	588	216	4,936	4,537	399
Average	47	1	46	3,015	1,326	490	173	5,004	4,337	667



### Membership Composition June 2025 Cumulative



### Gender Composition June 2025 Cumulative

